



21

अखिल भारतीय आयुर्विज्ञान संस्थान (एम्स) कल्याणी
All India Institute of Medical Sciences (AIIMS) Kalyani
(स्वास्थ्य एवं परिवार कल्याण मंत्रालय, भारत सरकार के तत्वावधान में एक सांविधिकनिकाय)
(A Statutory Body under the Aegis of Ministry of Health and Family Welfare, GOI)
राष्ट्रीय राजमार्ग – 34, बसन्तपुर, सागूना, कल्याणी, ज़िला – नदिया, पश्चिम बंगाल - 741245
NH-34 Connector, Basantapur, Saguna, Kalyani, District Nadia, West Bengal 741245

WEB CHALLENGE NOTICE

Ref.No: 175 /M-11011/1/24-25(IM)/OPHTHALMOLOGY/927

Date: 08.07.2024

The notice is being uploaded on the web site www.aiimskalyani.edu.in and CPPP.


Sub: Verification and Justification of proprietary nature of the items through 21 days Web Challenge on the official website of AIIMS Kalyani and CPPP before Procurement of "Eye Bank Specular Microscope" for the Dept. of Ophthalmology, AIIMS Kalyani against proprietary article certificate of the Original Equipment Manufacturer (O.E.M.) Inviting Comments thereon.

Department of Ophthalmology, AIIMS, Kalyani intends to buy "Eye Bank Specular Microscope" make by M/s Konan Medical, Inc. (Address: 10-29, Miyanishicho, Nishinomiya, Hyogo 662-0976, Japan)

M/s Konan Medical, Inc. Japan has been declared in their authorization letter that M/s BioMedix Optotechnik & Devices Pvt. Ltd. (Address: No. 258, Amar Jyothi Layout, Domlur, Bangalore – 560071 – Karnataka, India) is the authorized distributor for the complete product range in India. Thus equipment may be purchased from M/s BioMedix Optotechnik & Devices Pvt. Ltd Bangalore, Karnataka, India.

The Original Equipment Manufacturer (OEM) (Namely M/s Konan Medical, Inc. Japan) , has been declared in the Proprietary Certificate provided in their company's letter head that they are the sole manufacturer of the "Eye Bank Specular Microscope".

The notice is being uploaded for general information of prospective Manufacturer/ Authorized Distributor/Dealer to submit their objection/ comments, if any, on proprietorship of M/s Konan Medical, Inc. (Address: 10-29, Miyanishicho, Nishinomiya, Hyogo 662-0976, Japan); they may submit their proposal along with specifications, supported by all documentary evidence and a price quotation for the above said items.





C-20

अखिल भारतीय आयुर्विज्ञान संस्थान (एम्स) कल्याणी
All India Institute of Medical Sciences (AIIMS) Kalyani
(स्वास्थ्य एवं परिवार कल्याण मंत्रालय, भारत सरकार के तत्वावधान में एक सांविधिकनिकाय)
(A Statutory Body under the Aegis of Ministry of Health and Family Welfare, GOI)
राष्ट्रीय राजमार्ग – 34, बसन्तपुर, सागुना, कल्याणी, ज़िला – नदिया, पश्चिम बंगाल - 741245
NH-34 Connector, Basantapur, Saguna, Kalyani, District Nadia, West Bengal 741245

Continued from Page....01

The objection/proposal/comments, if any should be sent in sealed cover to the Office of the Chairperson, Procurement Cell, AIIMS, Kalyani, P.O.- Ghoragacha, NH-34 Connector, Basantapur, Saguna, Kalyani, District-Nadia, West Bengal- 741245. Or through email to web_challenge@aiimskalyani.edu.in, so as to reach on or before 21 days from the web published date (before 5:00 pm) failing which it will be presumed that no other firm is interested to offer comments/protest/object and case will be decided on its merits.

The "Ref No. 175 /M-11011/1/24-25(IM)/OPHTHALMOLOGY/927 on or before 21 days from the web published date (before 5:00 p.m.) should be superscripted on sealed envelope.


Enclosures:

- 1) Proprietary Certificate of Manufacturer **M/s Konan Medical, Inc. (Address: 10-29, Miyanishicho, Nishinomiya, Hyogo 662-0976, Japan)**
- 2) Authorization Certificate provided by the OEM to **M/s BioMedix Optotechnik & Devices Pvt. Ltd. (Address: No. 258, Amar Jyothi Layout, Domlur, Bangalore – 560071 – Karnataka, India)**
- 3) Specification Copy

Mahuya
08/1/24
Dr. Mahuya Chattopadhyay
Chairperson of Procurement Cell
AIIMS, Kalyani

Copy to:

1. PS to ED : For kind information please
2. PS to DDA : For kind information please
3. FIC Website : For kind information please.
4. Administrative Officer: For kind information please.
5. FIC, Finance : For kind information please.
6. Indenting Officer : For kind information please



PROPRIETARY CERTIFICATE

July 17, 2018

We hereby certify that we M/s Konan Medical, Inc., 10-29, Miyanishicho, Nishinomiya, Hyogo 662-0976, JAPAN are a manufacturer of the Eye Bank Specular Microscope with the following Proprietary features:

- Konan Eye Bank specular microscope is the only type of its equipment incorporated with the Center Method, Multi-area analysis, and Thermometer.
- It is universally known that the Center method is considered as the gold standard, since the inception of the specular microscope.
- This unique technology is used by Konan over 30 years.
- The Eye Bank use Specular Microscope cellchek D is built on this proprietary technology of Konan

No other company other than Konan has this unique feature.

Patent Pending for Finder View function:

JAPAN: 2016-189939

USA: US2016/0286790"



Eiji Takaso

Sales Manger

Konan Medical, Inc.

株式会社 コーナン・メディカル

〒662-0976 兵庫県西宮市宮西町10-29 TEL 0798-36-3456(代表) FAX 0798-26-1028
〒169-0075 東京都新宿区高田馬場4-40-17 TEL 03-5337-2025(代表) FAX 03-5337-2026

Date: 07 March, 2023

Proprietary Certificate

We hereby certify that Konan Medical, Inc. is the Manufacturer of CellChek D Eye bank use Specular Microscope.

The Eye Bank use Specular Microscope is built on the proprietary technology of Konan over the last 4 decades and is the only type of its equipment incorporating the Center Method, Multi-area analysis, and Thermometer. It is universally known that the Center Method is considered as the gold standard, since the inception of the specular microscope by Konan.

No other company other than Konan Medical, Inc. manufactures the Eye Bank Specular Microscope with the above proprietary feature.



Eiji Takaso

Sales Manager

Konan Medical, Inc.

Authorization Letter


To whom it may concern,

We, Konan Medical, Inc. 10-29 Miyanishicho, Nishinomiya, Hyogo 662-0976, Japan, hereby certify that M/s. BioMedix Optotechnik & Devices Pvt. Ltd., No. 258, Amar Jyothi Layout, Domlur, Bangalore - 560 071 - Karnataka, India, is our authorized distributor for the complete product range in India.

M/s. BioMedix Optotechnik & Devices Pvt. Ltd. is authorized by us to sell, bid, negotiate, distribute, enter into sales/service contracts and to be responsible for after sales service on behalf of us in India.

This Authorization Letter shall be valid until 31st March 2025.

Yours faithfully,



IKEGAMI, Tetsuji / President & CEO
Konan Medical, Inc.

Date: 1st April, 2024

Specifications of eye bank specular:

Viewing field	500-1000 x 400-750 μ m
Chamber Compatibility	Numedis Life 4C®, Krolman®, B+L®, Stephens ®
Vial Dimensions	up to 35 mm diameter
Camera	CMOS camera
Illumination	Halogen/LED
Display	Digital data feed to computer
Electrical	100-240 VAC, 50/60 Hz,
Size	200-500 (W) X 200-300 (H) X 100-300 (D)mm
Data Interface	USB 2.0
Weight	5-10 kg (without computer)
Operating Conditions	Ambient temp: 10° to 40° C Relative humidity: 30% to 85% Atmospheric pressure: 70 to 106 kPa

Warranty : 05 years
CME : 05 years after expiry of warranty.

Dr. MAHESH KUMAR TOPADHYAY
Professor
Department of Ophthalmology
Registration No. WB 54327
All India Institute of Medical Sciences
Kalyani - 741245

Prabhaakar Singh
13/5/24
Dr. PRABHAKAR SINGH
Assistant Professor
Department of Ophthalmology
AIIMS (KALYANI) - 741245