



अखिल भारतीय आयुर्विज्ञान संस्थान (एम्स) कल्याणी
All India Institute of Medical Sciences (AIIMS) Kalyani
(स्वास्थ्य एवं परिवार कल्याण मंत्रालय, भारत सरकार के तत्वावधान में एक सांविधिकनिकाय)
(A Statutory Body under the Aegis of Ministry of Health and Family Welfare, GOI)
राष्ट्रीय राजमार्ग – 34, बसन्तपुर, सागूना, कल्याणी, ज़िला – नदिया, पश्चिम बंगाल - 741245
NH-34 Connector, Basantapur, Saguna, Kalyani, District Nadia, West Bengal 741245

No. 3444/E-12013/1/21-(NUR-FAC)

Date:28:02:2022

NOTIFICATION

Sub: Final Schedule and Scheme of Examination (Computer Based Test) for the post of Lecturer in Nursing and Tutor/Clinical Instructor in the College of Nursing at AIIMS, Kalyani

Ref. Advertisement No: AIIMS/KALYANI/RECT/FACULTY-NURSING/801 dated 06.11.2020

This is with reference to Recruitment of Lecturer in Nursing & Tutor/Clinical Instructor in the College of Nursing at AIIMS Kalyani on direct recruitment basis. There will be Computer Based Examination (CBT) for recruitment:

1. Only one single CBT Examination will be conducted in Test centre at TCS Gitobitan, Plot no.54 & 55, Street Number 18, DN Block, Sector V, Bidhannagar, Kolkata, West Bengal 700091 for both the posts mentioned below.
2. No fresh applications are invited and the exam is only for the candidates who have already applied their applications before 15th January, 2021.
3. Accordingly, schedule of the examinations process and other important dates are as under:-

Downloading of Admit Card	The Admit Card link will be enabled from 10 AM on 28 th February 2022 onwards and will be disabled on 15 th March 2022 at 01:30 PM.		
The duration of the examination shall be 90 minutes. For PwD candidates 20 minutes extra per hour. No Scribes will be allowed.			
Exam Date	Reporting Time	Exam Time	Post Name
15 th March, 2022	12:00 Noon	02:00 pm - 03:30 pm	Lecturer in Nursing & Tutor/Clinical Instructor
Scheme of Examination	<ol style="list-style-type: none">1. A total of two sections will be there for the examination Nursing and aptitude test.2. There will be 100 MCQ questions (One best option type)3. All the questions will be in English language only4. There will be 1 mark for each correct answer and negative marking of 0.25 for each incorrect answer.5. There will be 4 options in each question		

- Candidates are not allowed to take any break during the exam duration
- Candidates can leave the exam hall only after exhaustion of entire 90 mins.

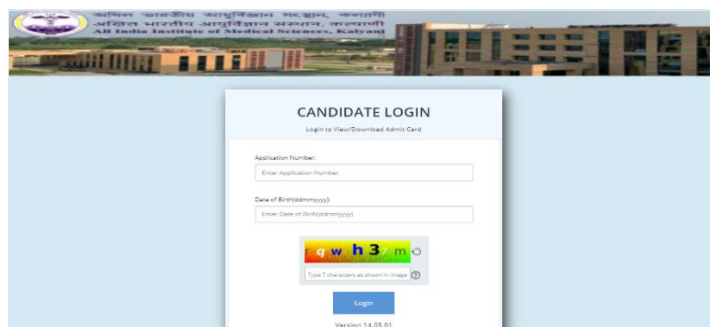
Note: Only recent application form for any candidate will be considered. Previous filled duplicate forms can be cancelled without any information. Candidates applied for multiple post will be getting the admit card for the application for higher post only and will be considered for both the post during interview if selected. Candidates are advised to assure that they should download admit card and appear for the examination only using their latest application details. Any candidate found with multiple admit cards for one post or using any unfair practise will be disqualified. Appropriate legal action can be taken against them by the competent authority. All candidates are advised to download their admit cards from the link given in the website. Only website generated Admit Cards will be treated as authentic and permissible to appear in the said Examination. No admit cards will be sent by post. Any candidate(s) can contact on below mentioned email address for any query. All applicants are required to visit the AIIMS Kalyani website www.aiimskalyani.edu.in regularly as all subsequent corrigendum / Addendum / Updates will only be uploaded on the above-mentioned website.

Please find below the Hall Ticket / Admit Card download link for the AIIMS Kalyani Recruitment for various post in College of Nursing. If any candidate is facing issue to download the same, he / she can raise issue / query in the mentioned Helpdesk emailid or contact that Helpdesk number (Provided below).

Below are steps for downloading the Hall Ticket / Admit Card.

Hall Ticket Link: <https://cdn.digialm.com//EForms/configuredHtml/2271/75504/login.html>

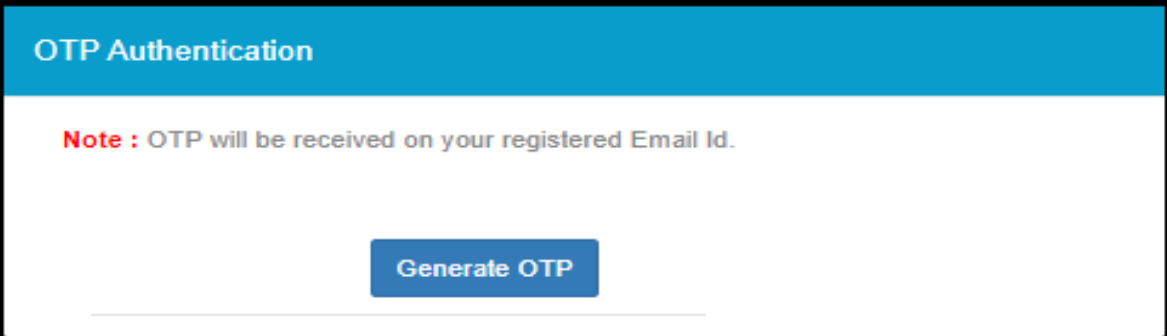
Step 1: Below is the landing page (after clicking / opening the link):



Step 2: Candidate login: Candidates have to enter his / her Application Number. Application Number is your Registration Number, which you have received at the time of your application registration. Next, enter the Password, Password is your DOB (ddmmyyyy format). Next, enter the CAPCHA as shown in the page, and then Login.



Step 3: Candidates have to Generate the OTP for verification. OTP will be received on your registered Email ID. Please click in Generate OTP button.



OTP Authentication

Note : OTP will be received on your registered Email Id.

Generate OTP

Step 4: Enter the CAPCHA and click on the Submit button for generating the OTP.



Captcha Authentication

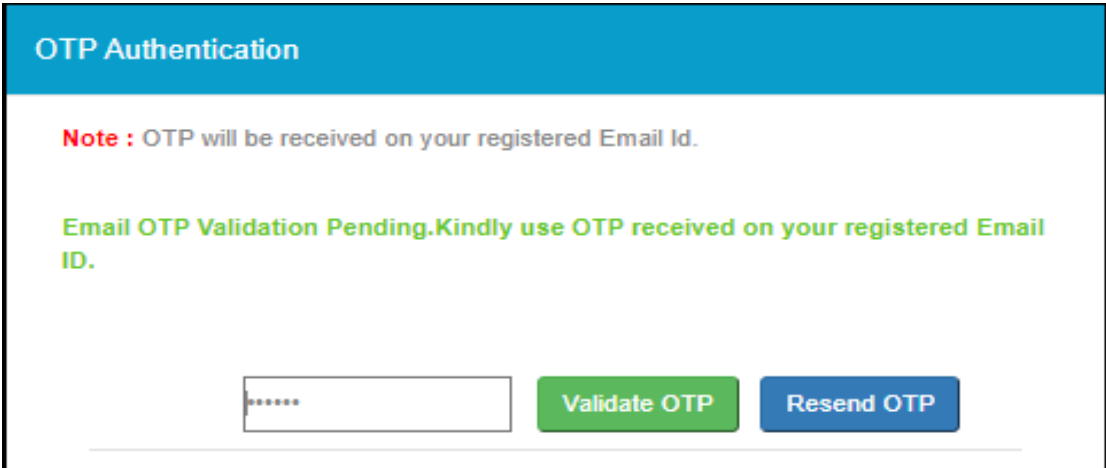
Note : Please enter the image text in the textbox provided and click on Submit to get OTP.

irzk6ep

Type 7 characters as shown in image

Submit

Step 5: Next OTP authentication. Kindly use the OTP received on your registered Email ID and validate the OTP.



OTP Authentication

Note : OTP will be received on your registered Email Id.

Email OTP Validation Pending. Kindly use OTP received on your registered Email ID.

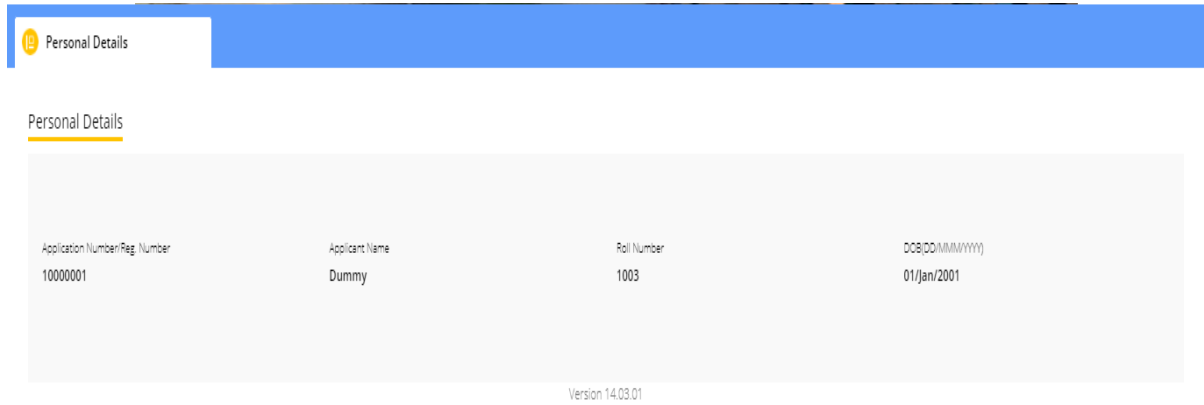
.....

Validate OTP

Resend OTP

Step 6: After successfully validating the OTP Candidates will see the Two (2) tabs i.e., "Personal Details" and "Hall Ticket". Please go on the "Hall Ticket" tab for download the Hall Ticket / Admit Card. There will be open Download button for the same.

In the below image, is showing only one (1) tab i.e., Personal Details. This login ID is dummy for testing, actual Hall Ticket is not available for this dummy candidate.



For problems related to login & grievances: -

Helpdesk Email ID: aiimskalyanihelpdesk@gmail.com

Helpdesk Contact No.: **+919513166371**

Mock Examination

Link: <https://g06.tcsion.com:443//OnlineAssessment/index.html?2271@@M8>

By order of Executive Director

Sd/-

**Coordinator Committee,
Recruitment of Nursing Faculty,
AIIMS Kalyani.**